

CHILDRENS RESOURCES

Global Interaction has produced some material for children's workers to use during May Mission Month.

The following pages will give you an overview to the themes and the activities.

There are various individual and group ideas for different ages.

SUMMARY

In the Bible in Luke 10 Jesus sees a crowd of people and has compassion on them. He wants to help all of them but there are so many.

Jesus sends His followers in pairs to share his love, healing and acceptance.

He asks us to join this adventure and to pray for more workers to help.



Week One – The Harvest is Plentiful

Luke 10:2-3 (NIV) “The harvest is plentiful, but the workers are few. Ask the Lord of the harvest, therefore, to send out workers into his harvest field. Go! I am sending you out like lambs among wolves.”

KEY MESSAGE

As Jesus and His disciples walked through a town they saw crowds of people. Jesus compared the huge numbers of people to a harvest. A harvest is the time when crops are ready to be gathered in. Jesus helped the disciples to notice all the people who needed to be helped, cared for and who needed to be taught about God.

Jesus sent the disciples to go to the people and to share God’s love, gathering them into His wonderful Kingdom. However it wasn’t going to be easy - there was only 72 of them, the adventure was dangerous and they may be treated unkindly.

In our towns there are also many people who need to hear and experience God’s love. Jesus also asks us to tell others about His love and to pray that God will send more people to tell others.

MEMORY VERSE

Luke 10:2 (NIV) The harvest is plentiful, but the workers are few.

ACTIVITIES

Harvest Collection

Wolf and Sheep

Mazes

PRAYER

Thank you Jesus that you care for all people. Please help me to be a good worker sharing your love with all the people I know. I ask that you will encourage others to join in the harvest adventure.

TAKE HOME

Where is your harvest? (E.g. family, school, sports clubs)

Share some ideas with your family about how you can be God’s special worker this week.

Join in with the prayer campaign and set an alarm every day at 10:02 to pray for more workers.



Week Two – Travel Lightly

Luke 10:4 (NIV) “Do not take a purse or bag or sandals; and do not greet anyone on the road.”

KEY MESSAGE

Jesus tells his disciples to travel lightly. This is because the trip was urgent and they must not be held back or distracted by anything. Arriving in a new place without their baggage meant that they could make good friendships with the local people. Also they were to learn to rely on God to provide all they needed.

MEMORY VERSE

Luke 10:4 (The Message) “Travel light... and no extra luggage.”

ACTIVITIES

Stuffing a suitcase

Bag race

Who you are

PRAYER

Thank you God that you provide air so that I can breathe, water so I can be refreshed and food so that I am healthy. Help me to stay focused on sharing your love with my friends and being the best friend I can.

TAKE HOME

Spend some time in prayer thanking God for the way He has created you and provides for you.

What do you need to let go of that stops you from making good friendships or knowing God more? Do you need to forgive someone? Do you need to stop watching so much TV? Are you scared of anything?

What ways can you become a better friend? What can you do that would show your friends that Jesus loves them?



Week Three – Person of Peace

Luke 10:5-8 (NIV) “When you enter a house, first say, ‘Peace to this house.’ If someone who promotes peace is there, your peace will rest on them; if not, it will return to you. Stay there, eating and drinking whatever they give you, for the worker deserves their wages. Do not move around from house to house. When you enter a town and are welcomed, eat what is offered to you.

KEY MESSAGE

Jesus sends the disciples into the town to tell the Good News about the Kingdom of God. But like our lives, they were surrounded by lots of people, so Jesus gives instructions to look for a ‘person of peace’, someone who welcomes you into their life.

The disciples were from the Jewish community and they followed strict rules on what they could/could not eat. Jesus tells them to eat what they are offered. When you get to spend time with people they may do things differently to you so this requires us to be flexible and respect them as we share Jesus’ love.

MEMORY VERSE

Luke 10:7 (NIV) “Do not move around from house to house.”

ACTIVITIES

Stay or go?

What are you looking for?

Another way

PRAYER

Jesus thank you for loving me. Please help me to share your love with people in a kind, respectful and peaceful way.

TAKE HOME

Is there someone you would like to get to know more? Could you spend some more time with them – maybe eat some lunch together?

Try doing/eating something different this week!



Week Four – Sharing the Kingdom of God

Luke 10:9-11 (NIV) “Heal the sick who are there and tell them, ‘The kingdom of God has come near to you.’ But when you enter a town and are not welcomed, go into its streets and say, ‘Even the dust of your town we wipe from our feet as a warning to you. Yet be sure of this: The kingdom of God has come near.’”

KEY MESSAGE

SAY: We are to tell people about Jesus and the love, peace, hope and joy He offers.

DO: We are also to show people that we follow Jesus by our actions.

We need to continue to do this all throughout our lives.

MEMORY VERSE

Matthew 6:10 “Your kingdom come, your will be done, on earth as it is in heaven.”

ACTIVITIES

Kingdom Cards

Kingdom Characters

Do it again

PRAYER

Thank you God that your love, peace, hope and joy is for all people. Help me to share it with my words and actions.

TAKE HOME

Remind yourself of this phrase - If at first you don't succeed – try, try again!

Collect stamps or coins to support a cross-cultural worker or project which is helping to share Jesus through words and actions all across the world.



Week Five – Being Part of the Solution

Luke 10:2-3, 16 (NIV) “The harvest is plentiful, but the workers are few. Ask the Lord of the harvest, therefore, to send out workers into his harvest field. Go...Whoever listens to you listens to me; whoever rejects you rejects me; but whoever rejects me rejects him who sent me.”

KEY MESSAGE

The problem is that there aren't enough people sharing the Good News of Jesus with the people on the earth. How can we be part of the solution? We need to be a worker so that when people meet us they get to meet Jesus.

MEMORY VERSE

Matthew 5:16 “Let your good deeds shine out for all to see”

ACTIVITIES

Copycat

Problem Solver

Bright Light

PRAYER

Thank you God for creating a beautiful world and wonderful people. Please help me to make good decisions so that I can help this world be a better place.

TAKE HOME

This week try and copy one of Jesus' characteristics such as being kind or fair.



Week One – The Harvest is Plentiful

Harvest Collection

Key points of learning

- The harvest is an exciting time when a farmer can gather in all the crops they have worked hard to grow. God's harvest is the whole world, a world full of people. Like a farmer going to collect their crops, we need to go to the people in God's world and tell them the exciting news that Jesus loves them and help them to live their lives for Him.
- Jesus sent the disciples out in pairs. This meant they could support each other and that they could help more people in one area.

Before the class arrives write out the Bible verse in sections on pieces of card and hide them around the room.

Provide a basket or bag to one child.

Ask him/her to become a worker and go and harvest the cards into their basket/bag.

Time how long it takes them to find all the cards.

Now hide the cards again and give two people baskets/bags to collect the cards.

Time how long it takes for two people to find all the cards.

Hide the cards again and give all the children baskets/bags to collect the cards.

Once they have found the cards let them try and piece together the verse.

Extension:

Hide two sets of cards (different designs) and split the team into two groups. Have a race to see who can find the cards and arrange them first.

After the exercise discuss:


- Was it easy to find the cards? How many did you collect? How did you feel when you couldn't find a card? How did you feel when you did find a card?
- When more children were involved in collecting the cards what happened?
- Jesus sent out the disciples to the people in the town. By sending them in pairs they were able to tell more people about Jesus' love. Pray for more workers so that even more can hear the news.



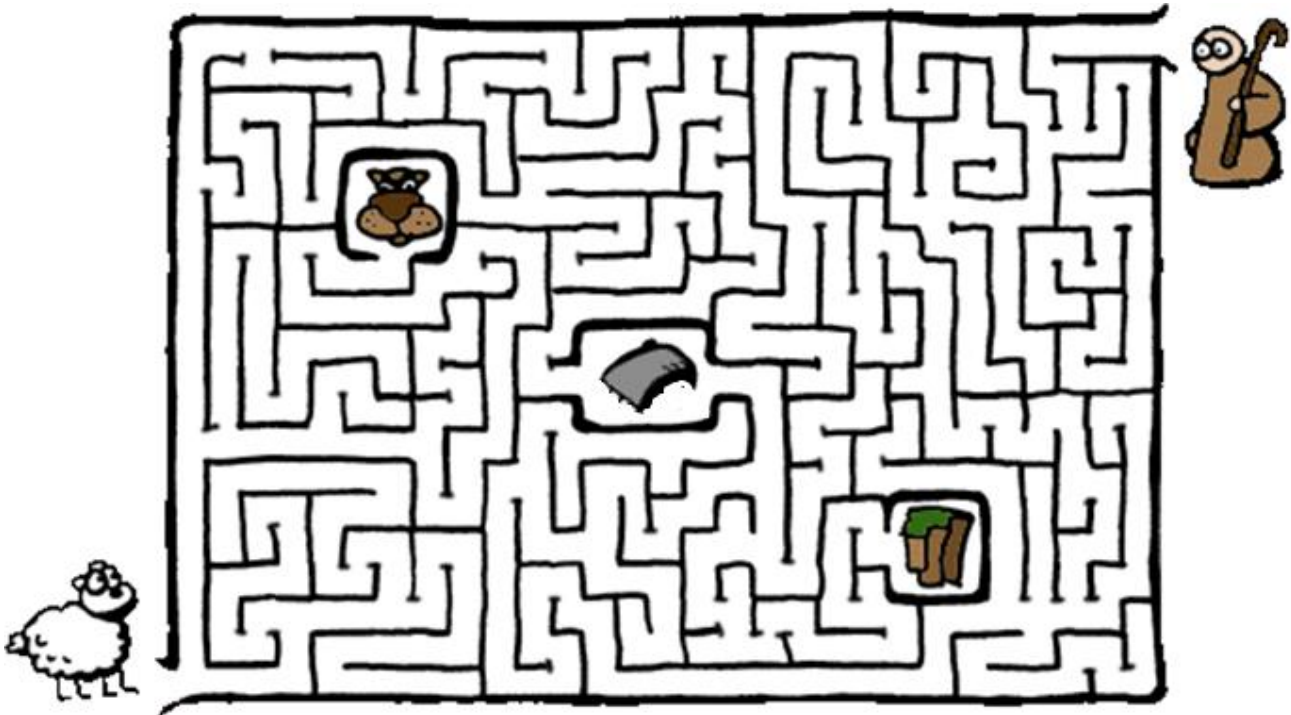
Week One – The Harvest is Plentiful

MAZES

Help the sheep to get to the shepherd safety.




Help the sheep avoid the wolf and the cliff and get over the bridge to find the shepherd.



<http://www.christcentermall.com/games/maze/maze.gif>





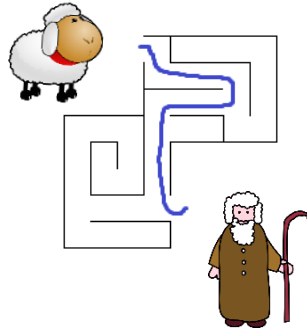
Eat the clover but avoid the wolves!



http://farm1.staticflickr.com/85/209795808_e3f69e6e26_z.jpg



Solutions



Week One – The Harvest is Plentiful

Wolf and Sheep

Key points of learning

- Jesus says we are like sheep. This is because Jesus is our Shepherd, He protects us and we need Him to guide us.
- Wolves hunt and eat sheep. The wolves in the story are people who do not want us to share Jesus' love and are nasty to us.

For younger children

Print out the following illustrations and allow the children to decorate them.

Items you may like to provide:


Colouring crayons
Colouring pencils
Paint
Coloured tissue paper
Scrap material
Glitter
Feathers
Cotton wool
Wool
Scissors
Glue


For older children


Ask the children to discuss


- * The characteristics of a sheep, a wolf and a shepherd.
- * Who are the wolves in their lives?
- * How can you (the sheep) be prepared for the adventure of sharing your faith?














Week Two – Travel Lightly

Bag race

Key points of learning

- The less items we carry with us the quicker and freer we are.

Set up a small obstacle course that would allow the children to move over/under or around something. This could include using the stairs in the building or setting up chairs.

Use the bag list and ask each person to choose up to 10 essential items for their mountain adventure.

Use weights (books/beanbags/plates) to represent the items or use the items themselves.

Give the child a number of weights depending on the items they have chosen.

Ask each child to complete the obstacle course without dropping their items. If they drop it, they go back to the start. The child to complete first should have the least items.

After the exercise discuss:

- Imagine you know you had to climb a mountain with a backpack. How would weight affect your ability to climb?
- Although we would like to take our items with us, the reality is that it is more difficult to move quickly and easily with them
- God wants us to trust in Him to provide for our needs. What essential items do we need to survive that God already supplies us with? (air, water, food etc)



Bag List options

Sleeping bag

Pillow

Mat

Backpack

Shampoo

Conditioner

Soap

Watch

Clothes

Shoes

Sewing kit

Towel

Water bottle

Medicine

Money

Books

Phone

Camera

Sunglasses

Jewellery

Perfume

Sunscreen

Tissues

First Aid Kit

Bike



Week Two – Travel Lightly

Stuffing the suitcase

Key points of learning

- We may think we ‘need’ a lot of things to live however we can survive on a few essentials.
- God provides for us.

Print the picture of a suitcase as A3.

Tell the children that they are heading on a long journey and they have to pack their suitcase. Ask them what they would need to pack for a long journey.

For youngest children: have pre prepared images such as a toothbrush, clothes, cat, toy, book etc that they can stick onto the suitcase.

For young children: let them cut out images from a magazine or draw the items

For older children: let them draw and decorate the items

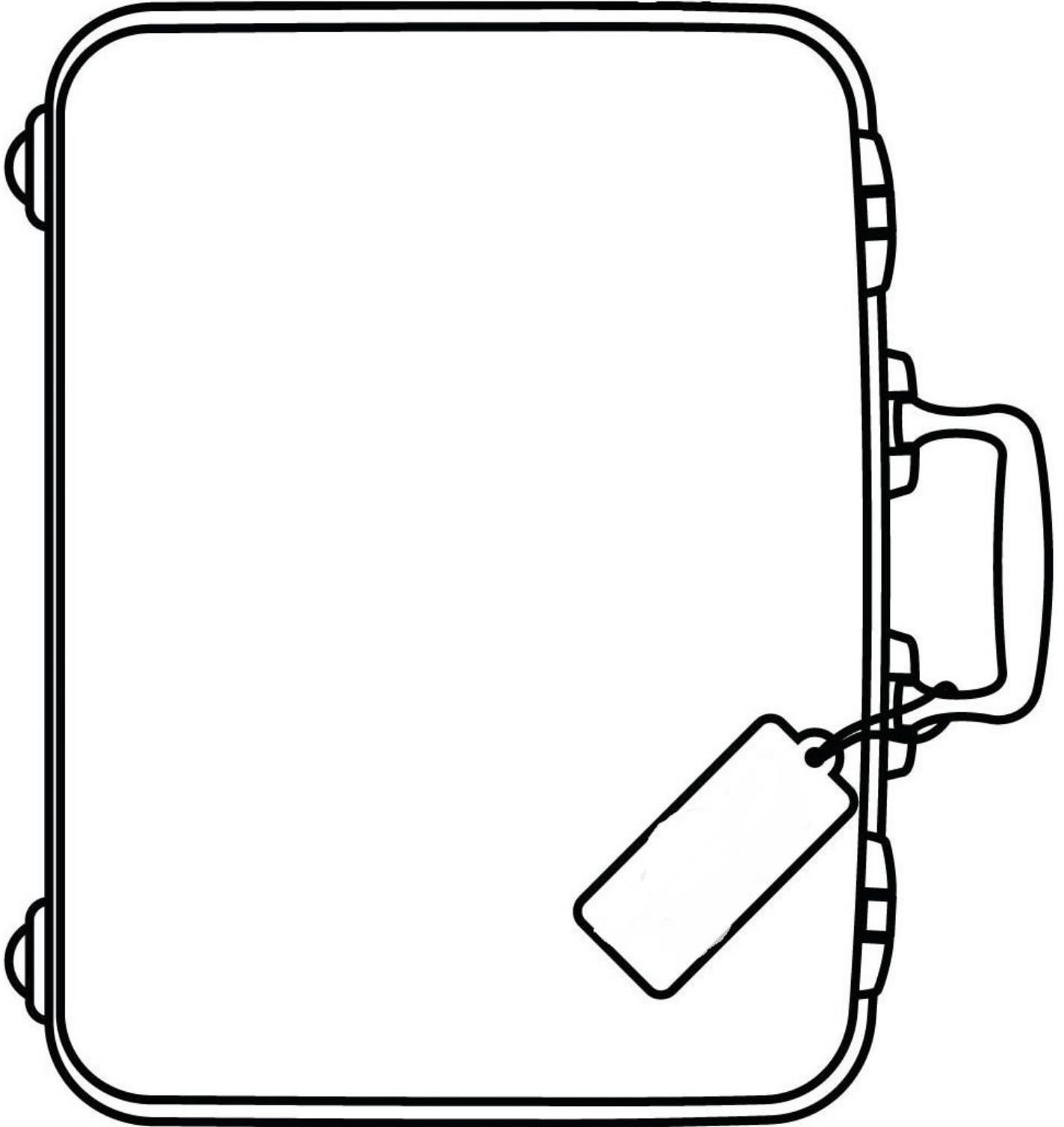
You may want to provide:

Magazines
Colouring crayons
Colouring pencils
Paint
Coloured tissue paper
Scrap material
Glitter
Feathers
Wool
Scissors
Glue

After the exercise discuss:

- How easy was it to decide what to take? Now that you look at your suitcase did you forget anything (money, pyjamas etc)
- Now think about if you had to carry the entire contents without the suitcase – what would you leave behind?
- If you were only allowed three items what would you take and why?





Week Two – Travel lightly

Who you are

Key points of learning

- God looks on the inside to see whether you are a nice person.
- A true friend likes you for who you are and not what stuff you have or how cool you are.

Print or show photos of popular, rich or ‘cool’ people (examples on following pages).

Ask the children if they would like to be friends with them. Why or why not?

Discuss ‘cool’. What makes someone cool? Why? Are they cool? How does it feel to be the cool kid? How does it feel not to be the cool kid?

Extension: Read James 2:1-10

After the exercise discuss:

- Is there someone that you don’t like because they don’t wear fashionable clothing or have new toys/gadgets? Could you make the effort to get to know them? What do you have in common?
- Has someone ever pretended to be your friend to borrow something? How did it make you feel?
- Do you want people to like you for your personality? How could you be a better friend?







Week Three – Person of peace

Another way

Key learning:

- Getting to know some people and build better relationships with them may mean we have to move out of our comfort zones, overcome differences and let go of our way of doing things.
- Respecting and honouring others.

Watch clips or create a drama based on Luke 10:7 to promote discussion around the suggested topics.

Suggestions include:

- Elma the Elephant <https://www.youtube.com/watch?v=BSo9f0mpZs0>
This story helps to discuss with children about diversity, fitting in and being unique.
- Peppa Pig – Emily Elephant <https://www.youtube.com/watch?v=j-wQB44F508>
By taking part in the noise game even though Emily was shy meant she got to have a better friendship with Peppa. They found they had the same favourite game and could play together.
- American kids try dinners from around the world
<https://www.youtube.com/watch?v=JmOGqOG8Sbl>
- Thomas the Tank Engine and friends story about respect
<https://www.youtube.com/watch?v=ubtnfiJdlU8>
- Other themes could be found here
<http://www.wingclips.com/>

Discuss:

- Topics - trying new things, being kind, accepting others.
“Stay there, eating and drinking whatever they give you”
- Topics - respect, gratefulness.
“Do not move around from house to house”



Week Three – Person of peace

Stay or go?

Key points of learning

- A person of peace is someone who welcomes you into their life.
- You can easily talk to a person of peace about Jesus as you like them and they like you.

Choose three/four children to be the 'peace-kids'. Make at least one of them the 'person of peace'. The others can be a person of peace or not a person of peace (you decide). They do not tell the other children at this point.

Stand the peace-kids in different spaces on the floor.

Give the rest of the children a list of questions (suggestions below but will vary depending on child's age) which they can ask to the 'peace-kids'.

I like (hobby) – do you like the same hobby? (peace-kid can answer yes/no/maybe)

If they like the same hobby the child asks if they can do the activity together. (peace-kid says yes if a person of peace and no if not)

Would you like to know about my family and my favourite animal? (peace-kid says yes if a person of peace and no if not)

Have you heard of Jesus, he loves you? Can I tell you more about Him? (peace-kid says yes if a person of peace and no if not)

The children walk to the different peace-kids and ask them a couple of questions. If they think that the peace-kid is a person of peace they remain with him/her. If not they carry on to another peace-kid. They don't have to go to all peace-kids.

This exercise can be timed.

When all the children have stopped moving around or the time has finished - see who is right.

After the exercise discuss:

- How did they decide if the person had welcomed them?
- Who can they think of that would be a person of peace in their life?



Week Three – Person of peace**What are you looking for?**

To aid learning of the story print these large and get the children to help to put them in the correct order.

They could also be printed for each individual child.

For younger children

| | | | | | | | | | | | | |
|---|---|---|---|---|---|---|---|---|---|---|---|---|
| O | N | O | F | P | E | P | E | R | S | A | C | E |
|---|---|---|---|---|---|---|---|---|---|---|---|---|

| | | | |
|--|--|--|--|
| | | | |
|--|--|--|--|

For older children

| | | | | | | | | | | | | | | | | | |
|---|---|---|---|---|---|---|---|---|---|---|---|---|---|---|---|---|---|
| V | E | N | O | T | T | O | S | E | F | R | A | R | O | H | O | D | O |
| S | E | U | N | D | O | M | M | O | H | O | U | | | | | | |

| | | | | | | | | | | | | | | | | | |
|--|--|--|--|--|--|--|--|--|--|--|--|--|--|--|--|--|--|
| | | | | | | | | | | | | | | | | | |
| | | | | | | | | | | | | | | | | | |



Solution

P E R S O N O F P E A C E

DO NOT MOVE AROUND FROM
HOUSE TO HOUSE



Week Four – The Kingdom of God is Near

Do it again

Key points of learning

- We have a responsibility to share the love of Jesus with others. Some people will be interested and others may not.
- Whether people accept or reject us, we need to be brave and strong and do it again.
- Building resilience.

Drama – look at the story of Moses and how many times he had to go to Pharaoh. (Exodus 7-12)

For younger children: give a few children roles in the Bible story and ask them to stand when you mention them.

For older children: Ask them to tell the story through drama/dance/mime/puppets.

After the exercise discuss:

- What feelings would Moses have after each time of asking? (anger, frustration, confusion)
- Share with the children ways that they can become more resilient.
 1. Make connections with other people
 2. Maintain a routine
 3. Take a break
 4. Eat properly, sleep well
 5. One step at a time
 6. Keep things in perspective
 7. Be hopeful and trust in God
 8. Understand that any type of change is part of living



Week Four – The Kingdom of God is Near

Kingdom Cards

Key points of learning

- Our actions authenticate our message – we can tell people that Jesus loves them but sometimes we need to do something to share His peace, love and acceptance with others.

Create a card to give to a friend or to send to a cross-cultural worker overseas.

Items you may like to provide:

Card
Colouring crayons
Colouring pencils
Paint
Stickers
Coloured tissue paper
Scrap material
Glitter
Feathers
Wool
Scissors
Glue

Global Interaction Guide to decide which cross-cultural workers they can send a card to.



Week Four – The Kingdom of God is Near

Kingdom Characters

G D M S Q P J I L Z C N H F L
Q L M P J W L K U M L F V E J
R C Q Q U G U G F A V Q J E U
S S E N E V I G R O F B X W S
Q W K Y L D Q M E G O O D U T
H T U R T A Q L W I G E O J I
G E N E R O U S O E I I I O C
H G A X L O T T P V C N F Y E
I Y T L L I E H I E E A D D X
U Z T T I R L Y R R I T E P T
W E S Q U N W P X T I P E P U
P F B P I Y G K H B G P V J V
G I B B Z Q T T W I X Y S H Z
G L C J K G M P C H I J A H N
M R K C F N C G E O K O A Z I

FAITH
FORGIVENESS
GENEROUS
GOOD
HEALING
JOY
JUSTICE
LIFE
LOVE
PEACE
POWERFUL
PRECIOUS
PURE
SPIRITUAL
TRUTH

Solution



```

+ + + + + + + + L + + + + + +
+ + + + + + + + U + + + + + J
+ + + + + + + + F + + + + + U
S S E N E V I G R O F + + + S
+ + + + L + + + E G O O D U T
H T U R T A + L W + + + O J I
G E N E R O U S O E + I + O C
+ + A + + + + T P V C + F Y E
+ + + L + + E + I E E A + + +
+ + + + I R + + R R I + E + +
+ E + + U N + P + T I + + P +
+ F + P + + G + H + + P + + +
+ I + + + + + + + + + S + +
+ L + + + + + + + + + + + +
+ + + + + + + + + + + + + +

```

(Over, Down, Direction)

- FAITH (13, 8, SW)
- FORGIVENESS (11, 4, W)
- GENEROUS (1, 7, E)
- GOOD (10, 5, E)
- HEALING (1, 6, SE)
- JOY (14, 6, S)
- JUSTICE (15, 2, S)
- LIFE (2, 14, N)
- LOVE (8, 6, SE)
- PEACE (14, 11, NW)
- POWERFUL (9, 8, N)
- PRECIOUS (8, 11, NE)
- PURE (4, 12, NE)
- SPIRITUAL (13, 13, NW)
- TRUTH (5, 6, W)



A P E A C E J
B X Q A P G O
F A I T H E Y
E C I T S U J
Z C T R U T H
W G H A Z N X
L O V E E S X

FAITH
JOY
JUSTICE
LOVE
PEACE
TRUTH



Solution

+ P E A C E J
+ + + + + O
F A I T H + Y
E C I T S U J
+ + T R U T H
+ + + + +
L O V E + + +

(Over, Down, Direction)

FAITH (1, 3, E)

JOY (7, 1, S)

JUSTICE (7, 4, W)

LOVE (1, 7, E)

PEACE (2, 1, E)

TRUTH (3, 5, E)




Week Five – Being part of the solution

Bright Light

Key points of learning

- In Matthew 5:14-16 Jesus is teaching how to live a life that is pleasing to God.
- Jesus is the light of the World, as a follower of Jesus and one of His workers, we have His light within us and we need to let it shine so others can see.



Across

3. Light guides the way in the (?)
4. (?) says he is the light of the world.
6. The sun is a natural (?)
8. People do not light a (?) and put it under a bowl.

Down

1. You are the light to the (?)
2. People put a lamp on a stand and it gives light to (?) in the house.
5. Let your light (?) before others, that they may see your good deeds and glorify your Father in heaven.
7. A town built on a (?) cannot be hidden.



Solution

Across

3. Light guides the way in the DARK
4. JESUS says he is the light of the world.
6. The sun is a natural LIGHT
8. People do not light a LAMP and put it under a bowl.

Down

1. You are the light to the WORLD
2. People put a lamp on a stand and it gives light to EVERYONE in the house.
5. Let your light SHINE before others, that they may see your good deeds and glorify your Father in heaven.
7. A town built on a HILL cannot be hidden.



Week Five – Being part of the solution

Copycat

Key points of learning

- When people meet us they should be able to notice characteristics that show we are a follower of Jesus.
- We can use the Bible to find out what type of person Jesus was and copy Him.

Use the Gospels (Matthew, Mark, Luke and John) to find stories about Jesus and pick out what He did and what type of character it shows. Examples are listed below.

For younger children: Read the Bible verses out and have a few characteristics printed out for them to choose from.

For older children: Give them a Bible each and ask them to find 10 examples of Jesus' behaviour and what good characteristic this shows.

KIND: Luke 17 - lepers

EMPATHETIC: John 11 – Lazarus

GRACE: John 8:1-11 – Lady caught in adultery (doing something wrong)

COMPASSIONATE: Matthew 9:36 – Caring for the people

SERVANT-HEARTED: John 13 – Washing feet

LOVE: 1 John 3:16 and the story of the cross in all four Gospels, Mark 2:13-17

FORGIVING: Luke 7:36-50, Mark 2:1-12

PRAYERFUL: Mark 1:35-39

COMMITTED: Luke 22:22-42

FOLLOWED GOD: John 5:19

GENTLENESS: Matthew 11:28-30

PATIENCE: Matthew 26:36-46

SELF CONTROL: Mark 1, Luke 4, Matthew 3 – temptations in the wilderness

HUMBLE: Birth of Jesus

HEALER: Matthew 4:23-24, 8:1-4, 14-16, 9:1-7, 9:18-33, 17:14-18, Mark 1:29-34, 2:1-12

GENEROUS: Matthew 14:13-18

After the exercise discuss:

- What was the most interesting story that you read about Jesus. Will you be able to copy Him? Why or why not?
- Can you name any actions or characteristics that would not be like Jesus? (E.g. selfish, unkind)



Week Five – Being part of the solution

Problem solver

Key points of learning

- Being a ‘worker’ requires us to act like Jesus. We may have to act differently to others to be a good worker.
- Making good choices.

For younger children

Print out the scenarios and ask the children to decide which choice is best.

For older children:

Give some scenarios to a group of three children to act out. One represents the person who has a problem, one represents the good choice and another the bad choice. If the scenarios are too simple you can ask them to think of the problem and choices themselves.

Ask the other children to guess the scenario and which the best choice is.

Extension: Read James 2:14-26

After the exercise discuss:

- Does it feel good to help someone with a problem?
- Ask the children to think of how they can be a good worker this week and ask them to tell you next week.



| PROBLEM | CHOICE ONE | CHOICE TWO |
|---|---|--|
| Your friend has forgotten their pencil case. | Laugh at them | Offer to lend them a pen |
| There's a new person in your sports group and they don't know anyone. | Ask a question to get to know them more | Ignore them |
| Your mum asks you to tidy your clothes in your bedroom. | Throw all the clothes in a heap in the corner | Fold and put the clothes in the wardrobe |
| An elderly man finds the café too noisy to hear what you are saying. | Whisper | Ask the waitress to turn down the music |
| There are animals eating the rubbish left on the footpath. | Put your rubbish in the bin | Throw your rubbish to the animals |
| The lady waiting at the bus stop is blind. | Help her to safely make her way to the door | Get on the bus quickly before her |
| There is no room on the trampoline for you. | Wait for your turn | Scream at one of the children to get off |
| You find money on the floor. | Spend it on something nice. | Look for the person who may have dropped it. |



| PROBLEM | CHOICE ONE | CHOICE TWO |
|---|---|--|
| Your friend has forgotten their pencil case. | Laugh at them | Offer to lend them a pen |
| There's a new person in your sports group and they don't know anyone. | Ask a question to get to know them more | Ignore them |
| Your mum asks you to tidy your clothes in your bedroom. | Throw all the clothes in a heap in the corner | Fold and put the clothes in the wardrobe |
| An elderly man finds the café too noisy to hear what you are saying. | Whisper | Ask the waitress to turn down the music |
| There are animals eating the rubbish left on the footpath. | Put your rubbish in the bin | Throw your rubbish to the animals |
| The lady waiting at the bus stop is blind. | Help her to safely make her way to the door | Get on the bus quickly before her |
| There is no room on the trampoline for you. | Wait for your turn | Scream at one of the children to get off |
| You find money on the floor. | Spend it on something nice. | Look for the person who may have dropped it. |

