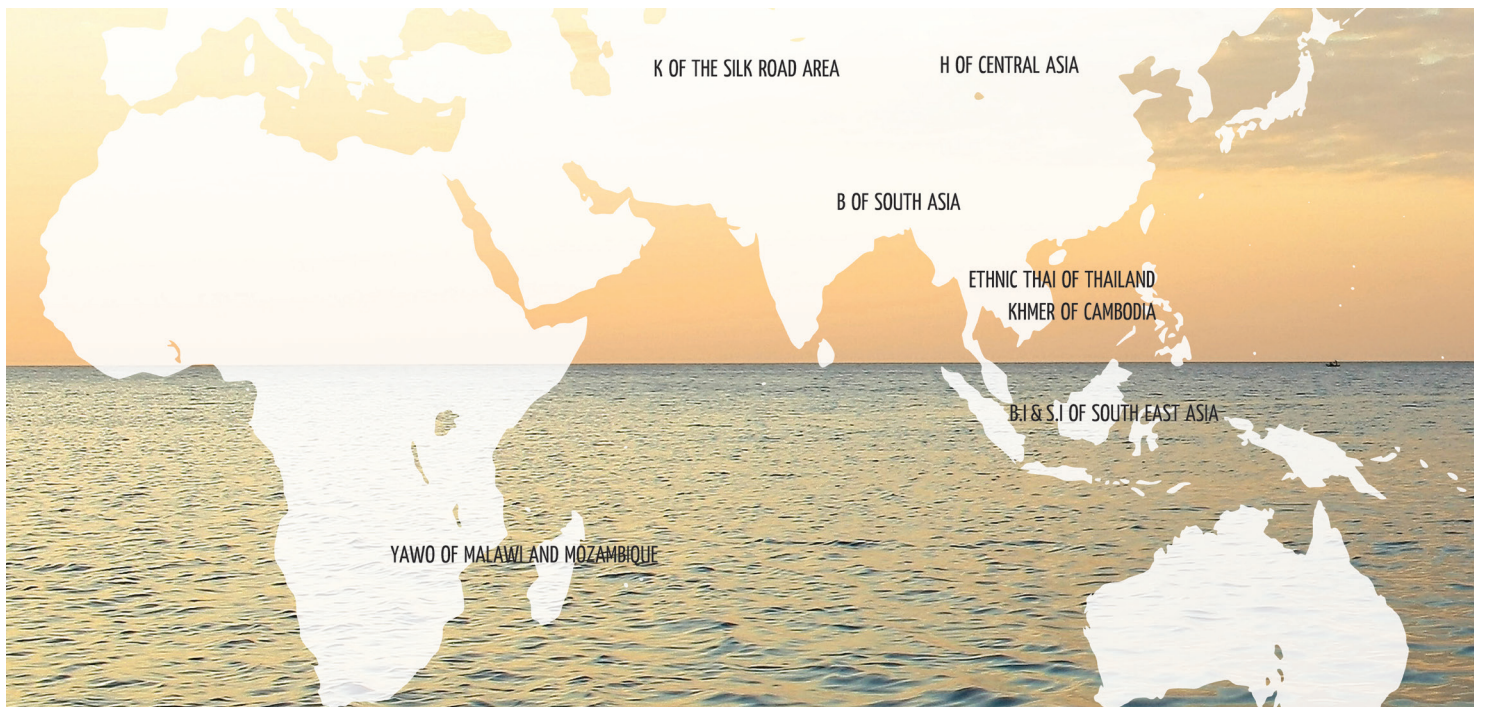


# Children's Resources

Crossing boundaries to  
share Jesus' love



**Cambodia, Central Asia, Malawi,  
Mozambique, South Asia,  
South East Asia, Thailand,  
and the Silk Road Area.**



GLOBAL  
INTERACTION

**Culture  
Focus**



S.I & B.I

The S.I people live in and around the third largest city in the country!

## Required Resources

black card  
puppet template  
scissors  
split pins  
paddle pop sticks  
sticky tape  
hole punch for decoration  
white sheet  
torch/ light

# People Group Focus

## Who is where in South East Asia:

Use a world map or globe to find where our cross-cultural workers are living. (The country cannot be identified in this document for security reasons. Please contact Global Interaction or use the map on the cover which points to the approximate location.

## Remember me:

The S.I people are mainly rice farmers and like to say, "If you haven't eaten rice then you haven't eaten." As you eat rice (or potato/pasta/bread) pray that the S.I people will come to know God as their provider and sustainer.

Living on an island, many B.I people are fisherman or boat builders. When you travel in your car (or public transport) take time to pray there will be a deepening of relationships with our cross-cultural workers that will lead the B.I people to journey through life with God.

## Craft activity:

### Shadow Puppet Show

S.I children love puppet shows. They often create plays with puppets creating shadows.

Put a white cloth over a frame with a bright lamp behind the cloth.

Cut out a figure from card, stick a wooden stick to the back. More complex puppets can be made with moveable parts.

Move the puppet to tell a story. Through the thin, white screen the children can see the puppet's shadow.

Retell the Bible story, such as Jesus meeting the Samaritan woman at the well with a shadow play!

# Prayer activity:

PROSTRATE PRAYER

**PRAY AS BI AND SI PEOPLE**



Pray lying on your belly.

Look down.

Pray out loud.

Many B.I and S.I have never heard about Jesus. Pray that Christian workers and resources will be shared with them.

# Culture game:

## Ular Naga (Dragon Snake)

Using 5 or 6 sarongs have two children step through the opening in a sarong, bunching it up around their waists to join them together. If you don't have sarongs you can use a hoop or use material tied in a loop to join two children, then tie the second child with the third and so on, until all the children are connected in a line, with one child left over. The children tied together form the Dragon Snake.

The one child left, becomes the Hunter.

The Hunter has to catch the Dragon's tail (the last child in the line), but the other children in the dragon need to block the hunter and protect the tail. The children protect the Dragon's tail by moving around and blocking the way of the Hunter.

Once the Dragon' tail is caught, the Hunter becomes the head of the Dragon and children move down with the child at the tail becoming the new Hunter.

S.I & B.I

The BI people in South East Asia live on a small remote island close to the worlds second largest coral reef!

## Required Resources

Sarong, hoops or material

coloured textas or pencils

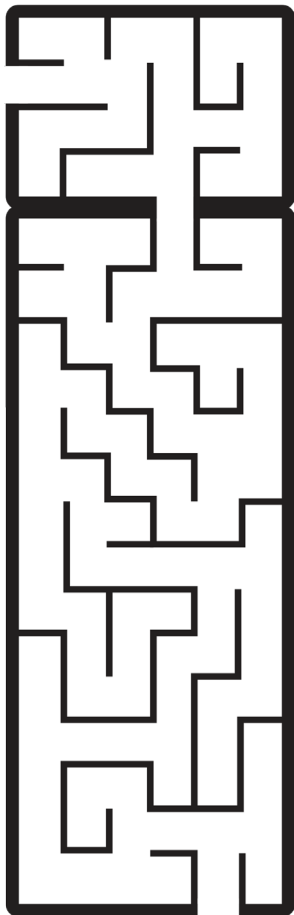


# Least Reached People Group Focus: South East Asia

S.I & B.I

## Colour me in:

Where in the world do Ben, Daniel, Jackson, Beth, Tilly, Puia, Nadya, Isabel, and Sophie live?





# Least Reached People Group Focus: South East Asia

S.I & B.I

Colour me in:

Where in the world do Ben, Daniel, Jackson, Beth, Tilly, Puia, Nadya, Isabel, and Sophie live?






**Word search:**

s o u t h r m s j b e n  
 h o m s o i u n a d y a  
 a u l a r s s f c e p c  
 d b e e n o l a k a u t  
 o i t n o p i s s p p i  
 w a s a n h m i o u p l  
 b e i g a i d a n i e l  
 o i s a b e l e s a t y

ular  
 naga  
 shadow  
 puppet  
 south  
 east  
 asia  
 Ben

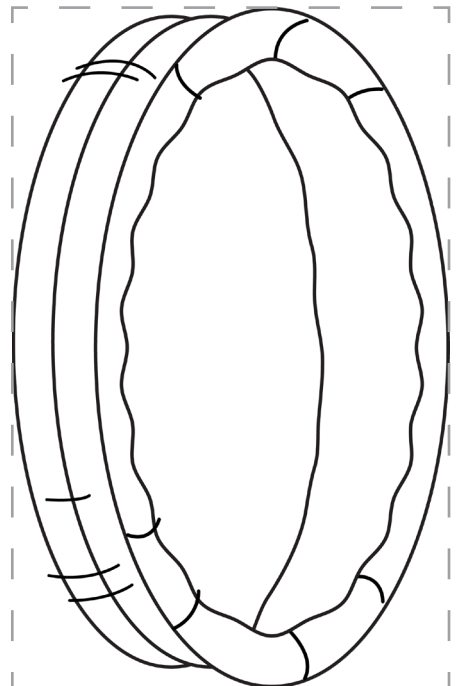
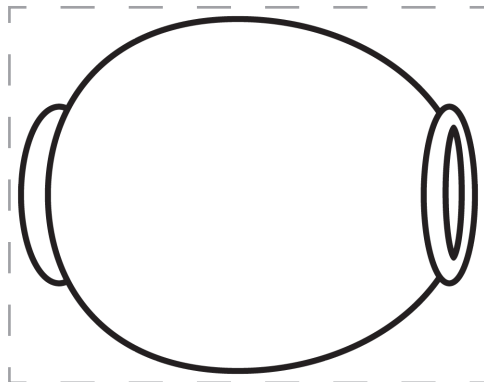


Daniel  
 Jackson  
 Tilly  
 Puia  
 Nadya  
 Isabel  
 Sophie



# Least Reached People Group Focus: Craft template

S.I & B.I

Use these as template for the Bible story in John 4 or create your own characters for the puppet play.







Khmer

Most  
Khmer  
are rice  
farmers.  
They eat  
rice at all  
meals.

## Required Resources

map or globe  
textured A5  
pieces of paper  
A5 sheets of  
card for backing  
scissors  
approx 3  
metres of 1cm  
wide coloured  
ribbons for each  
child  
glue

# People Group Focus

## Who is where in Cambodia?

Use a world map or globe to find where our cross cultural workers are living.

## Craft activity:

### Cambodian Weaving

Weaving is a skill which serves many different purposes in Cambodia, from making fabric to making objects for use around the home.

Before the session:

Draw a 1.5cm border around the edge of the paper.

Use a stanley knife and ruler to make cuts 1cm apart between the borders.

Cut ribbon into 21cm lengths.

During the session:

Look at pictures or examples of Khmer silk weaving.

Select coloured ribbon and weave through the paper to create a pattern. Fix the end of each row of ribbon to the back of the weaving with tape or craft glue.

Continue until the sheet is full, pushing each row up against the previous row.

Complete the weaving by gluing card firmly to the back of the weaving.



# Prayer activity:

KNEELING PRAYER

## PRAY AS THE KHMER PEOPLE



Pray on your knees.  
Looking down with eyes closed.  
Fold hands together.  
Most Khmer have never heard about Jesus pray that they will have hearts open and ready to accept God's love.

## Remember me:

Cambodia is a young nation with two thirds of the Khmer people being under 25 years old. As you play games this weekend, pray that the Global Interaction team in Cambodia will find creative, fun and engaging ways to share the Good News of Jesus with the young people.

## Culture game:

### Kup Vong (Circle throwing)

Create a starting line where all throws must occur from.

The teacher or a child throws their shoe.

Each child takes it in turn to throw their shoe.

The winner is the one closest to the first shoe thrown.

Options: Allowing / not allowing shoes to collide.

Khmer

The Khmer struggle with poor health, low literacy rates and finding jobs.

Required Resources

Shoes


Coloured textas and pencils

# Least Reached People Group Focus: Cambodia

Khmer

Colour me in:

Where in  
the world  
do Rosalie  
and Isaac  
live?





# Least Reached People Group Focus: Cambodia

Khmer



Where in the world do Rosalie and Isaac live?



Colour me in:

## Cambodian flag

There are only two flags in the world with a building on! Draw the Angkor Wat temple onto the flag and colour the flag in.





# Connecting with: Cambodia

Write a letter to a child or family in Cambodia. Receiving a physical letter of support like this can be very encouraging. Then send it to Global Interaction (PO Box 3085 Auburn, VIC 3123 or [info@globalinteraction.org.au](mailto:info@globalinteraction.org.au)) and your letter will be sent over to them.

**Dear** \_\_\_\_\_

---

---

---


---

---

---

---

---

A simple line drawing of a young girl with short hair, wearing a long-sleeved shirt and pants, standing with her hands at her sides.

---

---

---

---

---

---

---

---

**Lots of love,**



Thai

The Thai people are Buddhist.

## Required Resources

map or globe  
a selection of vegetables,  
fruit & herbs  
sultana/raisins  
cutting boards  
small knives  
utensils that cut interesting shapes  
toothpicks & skewers  
plates  
camera

# People Group Focus

## Who is where in Thailand?

Use a world map or globe to find where our cross-cultural workers are living. Some of the team live in rural villages and some live in urban areas.

## Remember me:

Many different exotic fruits are grown in Thailand. The Ethnic Thai people eat fruit with most meals and it is available on every street.

When you eat fruit (or sweet food) be reminded to pray that the local followers of Jesus will grow strong in faith and become faithful witnesses in their villages.

## Food Craft activity:

Check for allergies and remind children not to eat the food for this activity (until the end).

Fruit and vegetables are used to provide decorations.

Show children some ideas of what could be made with the food you have available (examples can be found on craft template page).

Each child selects different coloured vegetables and begins work, cutting and assembling a design. You could pre-cut some shapes before the class if the children are too young for the cutters.

Use skewers to make pointed holes if needed. Use toothpicks to attach.

Place the final product on a plate and photograph.

# Prayer activity:

KNEELING PRAYER

## PRAY AS THE THAI PEOPLE



Pray on your knees.  
Looking down with eyes closed.  
Fold hands together.  
Most Ethnic Thai people have never heard about Jesus pray that they will have hearts open and ready to accept God's love.

## Culture game:

### Ka Fug Khai (Mother Crow's Eggs)

#### Part One - Steal the eggs

Create a nest - a circle about one metre in diameter.  
Place ten eggs (balls or stones) into the nest (circle).  
One child is chosen to be 'Mother Crow' and goes into the nest.

The other children gather around the nest and try to steal the eggs.

The Mother Crow can defend the eggs using their hands and feet. At the same time trying to touch one of the players.

If a player is touched they become the Mother Crow and the game starts again.

The game ends when all the eggs have been stolen.

#### Part two - Find the eggs

The Mother Crow is blindfolded.

The ten eggs are hidden together in one place.

The blind-fold is removed and Mother Crow has to look for the eggs.

If after three guesses, Mother Crow cannot find her eggs, they are shown where they are hidden.

Thai

There is a small group of believers who meet in houses in rural Thailand.

## Required Resources

10 balls or stones  
string or rope  
blindfold

coloured  
textas or  
pencils

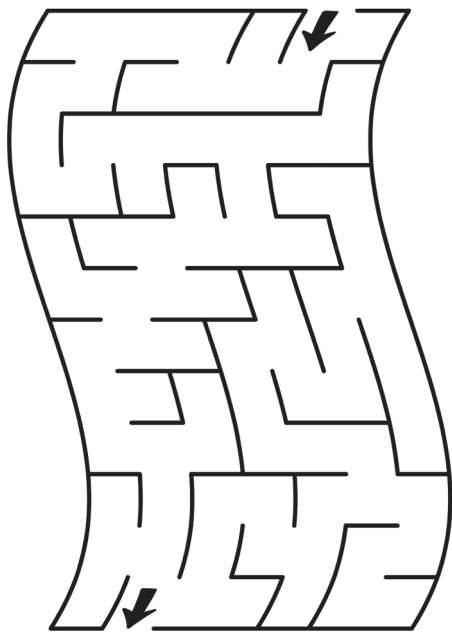


# Least-reached People Group Focus: Thailand

Thai

Colour me in:

Where in the world do Grace, Daniel, Sebastian, Levi, Oliver, Salem, Yindii, Zoe and Libi live?





# Least-reached People Group Focus: Thailand

Thai

## Colour me in:

Where in the world do Grace, Daniel, Sebastian, Levi, Oliver, Salem, Yindii, Zoe and Libi live?



## Code Puzzle:

Unscramble the kid's names. Copy the letters in numbered boxes to reveal a mystery word in the bottom boxes.

CAGRE

--	--	--	--	--

5

DEILAN

--	--	--	--	--	--	--

2

NAISEBTAS

--	--	--	--	--	--	--	--	--	--

1

VIEL

--	--	--	--

3

LIEVOR

--	--	--	--	--	--	--

4

SALME

--	--	--	--	--	--

DIINYI

--	--	--	--	--	--	--	--

6

7

ZEO

--	--	--

BIIL

--	--	--	--	--

	H						
--	---	--	--	--	--	--	--

1

2

3

4

5

6


7

## Thai flag

Colour in red, white and blue then ask your teacher to show you the flag – did you get it right?




# Least-reached People Group Focus: Craft food Ideas

Thai



bread bun,  
cucumber fins,  
tomato slice tongue,  
sultana eyes,  
carrot stick tale,  
lettuce flippers

boiled egg,  
half cherry tomato hat,  
parsley arms,  
raisin eyes



half cucumber,  
cherry tomato heads,  
raisin eyes,  
banana wheels and ears

# Connecting with: Thailand

Write a letter to a child or family in Thailand. Receiving a physical letter of support like this can be very encouraging. Then send it to Global Interaction (PO Box 3085 Auburn, VIC 3123 or [info@globalinteraction.org.au](mailto:info@globalinteraction.org.au)) and your letter will be sent over to them.

Dear \_\_\_\_\_

---

---


---

---

---

---

---



---

---

---

---

---

**Lots of love,**



B

# People Group Focus

## Who is where in South Asia?

Use a world map or globe to find where our cross-cultural workers are living. (The country cannot be identified in this document for security reasons. Please contact Global Interaction or use the map on the cover which points to the approximate location,

## Remember me:


Living on an income below the poverty line means that illness and poverty is widespread among the B people. As you take medicine (vitamins or use a band-aid) pray that our team in South Asia can help equip the B people to earn a sustainable living and that they will experience the healing power of Jesus.

## Craft activity:

On festival occasions, especially weddings, B women and girls decorate their hands and feet with mendhi designs using mendi or henna powder.

Use face paint in dark colours and a fine paintbrush to create patterns on the kids hands.

Option: Use the hand outline to draw and decorate a design.



South Asia is the most densely populated large country in the world.

## Required Resources

map or globe

facepaints

coloured  
textas or  
pencils

stamps

# Prayer activity:

SITTING PRAYER

## PRAY AS THE B PEOPLE



Pray sitting down on the floor.  
Cross your legs.  
Place hands together.  
Pray for Global Interaction  
cross-cultural workers to be  
attentive to God's leading as  
they work with the local people  
and share the message of Jesus.

# Culture game:

## South Asia - Kanamachi (the Blind man and the fly)

The blind fly is the person who has been blindfolded.  
Draw or use a rope to mark out a circle on the ground.  
The flies (the machi) stand around the edge of the circle.  
Blindfold a volunteer (Kana) who stands in the middle of  
the circle.

All the machi (sighted flies) enter the circle and run about  
Kana, who tries to catch one of them.

If a machi is tagged, Kana must try to identify the  
person who has been caught.

If Kana identifies the machi correctly, the machi  
becomes Kana and the game begins again. If Kana  
guesses wrongly, the game continues.

The leader may ask the caught machi to speak so that  
Kana has a better chance of identifying him or her.

B

The B  
people are  
poor and  
the team  
helps them  
learn skills  
and work.


Required  
Resources

blindfold  
string/rope

# Least-reached People Group Focus: South Asia

B

Colour me in:







# Least-reached People Group Focus: South Asia

B

Colour me in:




Draw and decorate  
a tuk-tuk



# Least-reached People Group Focus:

B

## Craft template







K

The K  
people are  
friendly  
and  
hospitable

## Required Resources

map or globe

musical  
instruments  
or objects to  
make sounds

# People Group Focus

## Who is where in the Silk Road?

Use a world map or globe to find where our cross-cultural workers are living. The country cannot be identified in this document for security reasons. Please contact Global Interaction or use the map on the cover which points to the approximate location.

## Remember me:

Music has been integral to the culture of the K people for centuries.

When you hear music join us in praying that the K people will have the opportunities to learn about the nature of God and respond in musical worship of Him.

## Musical activity:

Provide the children with a selection of musical instruments or objects that they can use to make sounds.

Music accompanies all celebrations in the Silk Road Area.

Working as a group or individually ask them to create a musical interpretation for different events e.g. a lullaby for a new baby, a love song for a wedding or a party song to dance to at a birthday.

Ask each child/group to play their piece to the other children.

# Prayer activity:

KNEELING PRAYER

## PRAY AS THE K PEOPLE



Pray on your knees.  
Looking down with eyes closed.  
Fold hands together.  
Most K people have never heard about Jesus pray that they will have hearts open and ready to accept God's love.

# Culture game:

## Soccer in the park

Soccer is played by two teams of children preferably of equal number.

The pitch area is agreed with a goal line/post/net at each end.

One player on each team is given the role of the goal keeper.

The ball is placed in the centre of the pitch and one team starts by kicking it.

The basic rules are for the team to get the ball in the opposing team's goal.

Only the goal keeper can use their hands to stop the ball. All other players must use their feet to move the ball between the players and to kick into the goal.

The team with the most goals after a specific time is the winner.

K

The Silk Road is very hot (40°C) in summer and very cold (-40°C) in Winter

## Required Resources

Soccer ball

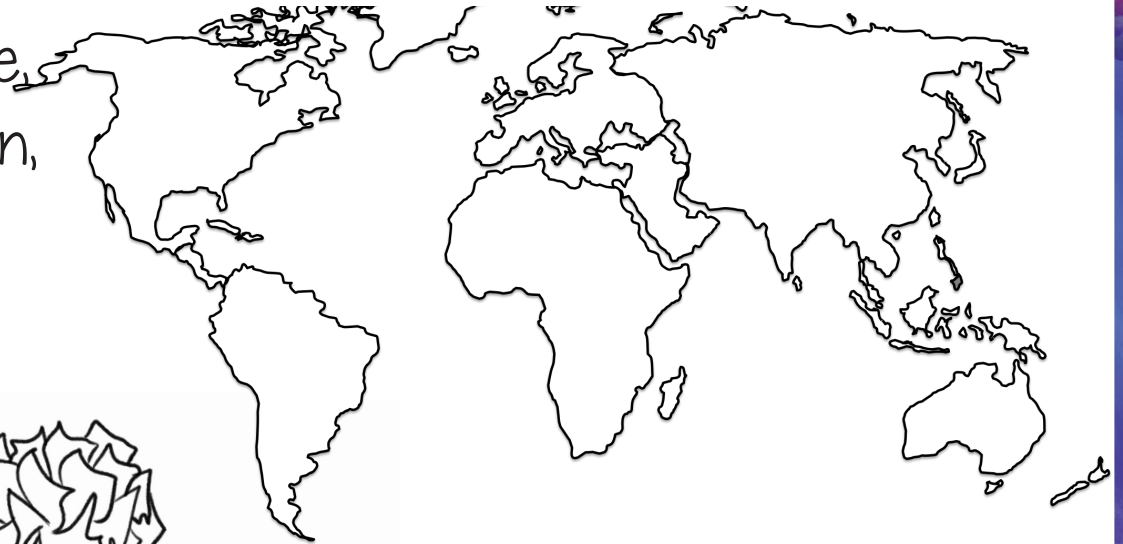
coloured textas or pencils

# Least-reached People Group Focus: The Silk Road

K

Colour me in:

Where in the world do Jude, Dustin, Kaitlyn, Bryce and Lachlan live?





# Least-reached People Group Focus: The Silk Road

K


## Colour me in:

Where in the world do Jude, Dustin, Kaitlyn, Bryce and Lachlan live?



## Word search:

bryce	jude	s	n	g	e	t	j	b	p	e	p
cold	kaitlyn	o	y	e	i	c	r	x	y	r	d
dance	lachlan	c	l	m	x	y	n	n	t	l	a
dustin	music	c	t	f	c	i	a	a	o	x	r
hot	soccer	e	i	e	i	l	k	c	d	y	c
		r	a	x	h	d	u	s	t	i	n
		h	k	c	h	o	t	u	e	l	n
		v	a	c	v	k	y	n	d	m	a
		l	c	i	s	u	m	z	u	j	m
		q	j	m	j	q	u	k	j	n	o



# Least-reached People Group Focus: Cooking Class

K

**The K children love to eat a special bread.  
Do you like it?**

Watch how to make these doughnuts [www.youtube.com/watch?v=AxfKwzfSuxg](http://www.youtube.com/watch?v=AxfKwzfSuxg)

3-4 cups of flour

1 egg

0.5 cup of water

0.5 cup of milk

1 bag of dry yeast

1 tablespoon of sugar

1 teaspoon of salt

1 teaspoon of butter

0.5 litre of vegetable oil

2 bowls

Rolling pin

Mix warm water with sugar, salt and yeast

Leave mix for 20-30 minutes in a warm place for yeast to start working

After this time add the mix to the flour

Leave the dough mixture in a warm place

Roll out the dough 0.5 centimetres thin

Cut out circles and rectangles from the dough (approximately 10 centimetres in length)

Fry in oil until they are golden and puff up.







Yawo

The Yawo people are Muslim and live in villages.

## Required Resources

map or globe  
coloured textas  
or pencils

paper/card  
sequins/glitter  
paint

coloured tissue  
paper

plastic eyes  
scissors

glue

string

# People Group Focus

## Who is where in Malawi and Mozambique?

Use a world map or globe to find where our cross-cultural workers are living. They serve one people group in two different countries.

### Remember me:

The main trade for the Yawo people is fishing. As you eat Fish (or meat) this weekend pray that just as Jesus called the first disciples to leave their nets and follow Him, the Yawo would hear and respond to the call of Jesus and become fishers of men in their community.

### Craft activity:

#### Cichlid Fish

Lake Malawi is an African Great Lake located between Malawi, Mozambique and Tanzania. It is famous for its huge variety of fish, including 600 species of Cichlids!

Ask the children to draw a fish or use the template. Help the children to decorate the fish.

If using card you could cut out the outline and they could decorate both sides. Add string to the fin so that they can hang them up.

# Prayer activity:

STANDING PRAYER

## PRAY AS THE YAWO PEOPLE



Praise God with eyes open.  
Looking up.  
Lift your hands towards heaven.  
Praise God for the new Yawo believers  
and for courage as they share their  
faith with their friends and family.

# Culture game:

## Nkuri (spinning top)

Nkuni is played with a piece of wood that has a pointed top.

Start by spinning the top by hand.

Then use a stick with a piece of string attached to hit the top and keep it spinning. Harder than it looks!

The game can either be played alone or more than one top can be spinning and the game is to see whose can spin for the longest or knock the other top over.



(you can also watch a video of them playing Nkuri – [www.globalinteraction.org.au/MMM/children](http://www.globalinteraction.org.au/MMM/children))

Yawo

The team learn two languages to talk to all the people they meet.

## Required Resources

wooden spinning top  
stick with string



# Least-reached People Group Focus: Malawi & Mozambique

Yawo

## Colour me in:

Where in the world do Jarryd & Clayton live?

Where do Elizabeth,

Anna, Finlay, Jack, Matilda,

Sydney,

Hannah, Micah,

Josiah, Levi,

Josiah, Katelyn,

Elliana, Elijah,

Rachel and

Lydia live?



Malawi flag



Mozambique flag





# Least-reached People Group Focus: Malawi & Mozambique

Yawo


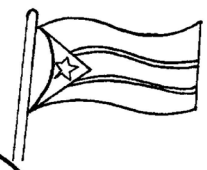
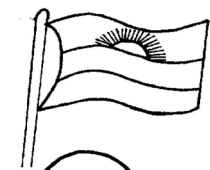
Where in the world do Jarryd & Clayton live?  
Where do Elizabeth, Anna, Finlay, Jack, Matilda,  
Sydney, Hannah, Micah, Josiah, Levi, Josiah, Katelyn,  
Elliana, Elijah, Rachel and Lydia live?

**Colour  
me in:**



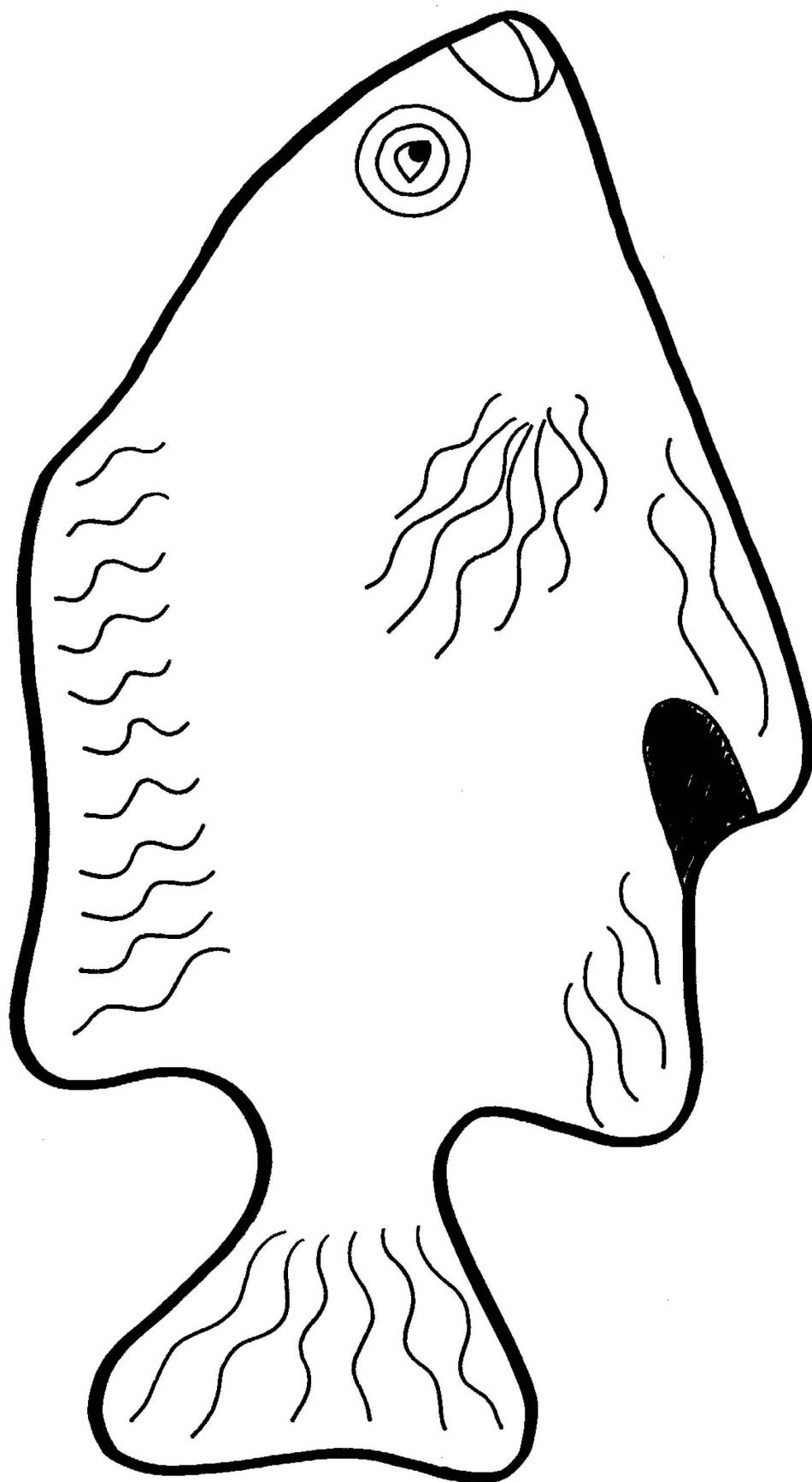
**Maze:**

Help the elephant and the antelope find their way to the waterhole  
without meeting the lion. Count the number  
of animals and colour the flags.



# Least-reached People Group Focus: Craft Template

Yawo







H

The H  
people are  
Muslim.

Required  
Resources  
map or globe

paper plates or  
thick card

ribbons

tape

dowel or string

# People Group Focus

## Who is where in Central Asia?

Use a world map or globe to find where our cross-cultural workers are living. The country cannot be identified in this document for security reasons. Please contact Global Interaction or use the map on the cover which points to the approximate location.

### Remember me:

Many H people in the rural areas are merchants and those in the larger towns find employment in shops. Every time you buy something take a moment to pray that our cross-cultural workers are able to explain to their H friends that they can have a relationship with God as Jesus has paid the ultimate price.

### Craft activity:

#### Kite flying

Cut out the centre of a paper plate or use the template cut out from card.

Decorate the plate.

Attach ribbons or streamers using tape or tie them on to one end of the plate.

Attach a piece of dowel or string to the other end of the plate.

Walk quickly around holding the kite up high.

# Prayer activity:

SITTING PRAYER

## PRAY AS THE H PEOPLE



Pray sitting down on the floor.  
Cross your legs.  
Place hands together.  
Pray for Global Interaction  
cross-cultural workers to be  
attentive to God's leading as  
they work with the local people  
and share the message of Jesus.

## Culture game:

Many H people take part in exercise and dance routines in the mornings in the local parks.


Choose a leader – it can be the teacher.

Ask the rest of the children to stand in lines and copy the leader.

Play some up-tempo music and keep in time with it.

Do a exercise/dance move for all the children to follow such as windmills with arms or small side kicks.

To make it into a game ask children to step out of the line if they are not copying correctly. The winner/s are the one/s who copy the leader correctly within a certain time-frame.



Yawo

The H  
people like  
to talk with  
our team  
over a cup  
of tea.

Required  
Resources

music and  
speaker


# Least-reached People Group Focus: Central Asia

H

**Colour  
me in:**




How many triangles can you  
count in this kite?





# Least-reached People Group Focus: Central Asia




A	B	C	D	E	F	G	H	I	J	K	L	M	N	O	P	Q	R	S	T	U	V	W	X	Y	Z
				16										6					3						

<b>T</b>	<b>E</b>	<b>E</b>		<b>E</b>	<b>T</b>		<b>T</b>	<b>E</b>	<b>E</b>		<b>O</b>											
3	24	16	10	16	25	10	16	3	24	23	10	3	16	16	14	9	23	18	18	23	6	14
		<b>E</b>	<b>O</b>		<b>E</b>		<b>E</b>	<b>T</b>														
		24	20	16	6	20	18	16	23	14	1	16	14	3	10	25	18	25	22	23	25	

# Least-reached People Group Focus:

H

# Craft template







# Matching Game or for Classroom Display

The following pages highlight the least-reached people groups that Global Interaction cross-cultural workers currently serve among.

Classroom display ideas:

Cut out the boxes and use to decorate your class room.

Show images when you are focusing on a particular people group and carrying out the activities for that group.

Pin up a map in the classroom and pin up the people photos against the area as well as any cross-cultural workers you are focusing on.

Game:

For young children cut the images in half and ask them to match them together.

Cut out the boxes and the images and ask the children to match the information with the images of people and their house to the country and the people group (for the young children the information boxes should be kept together).

S.I & B.I people

# South East Asia

## Who am I?

Where I live you can hear the call to prayer from the loud speakers at the local mosque five times a day. I am a Muslim girl so I wear a jilbab to cover my head and shoulders.



At the moment I am learning my traditional dance which includes the use of masks to portray the different characters.

For lunch I usually eat rice with chicken. On a hot day I like to buy a refreshing drink from the seller who walks along my road carrying flasks of ice topped with flavoured cordial.





B people

# South Asia

## Who am I?

I wear a Sari which is brightly coloured. I have long hair which I usually wear up in a bun on the back of my head. When I sit down I tuck my feet under my legs as it is disrespectful to show the soles of my feet. I live in a house with my husband, our children and my parents. We live in a Muslim country.



For special occasions I decorate my hands and feet with henna designs.

I grow most of my own food and buy some items from the market. We eat our food sat on the floor using the fingers of our right hands.





H people


# Central Asia

## Who am I?

I live in a small village in a large country and work as a farmer with my father. Each day I wear a white cap to show that I am a Muslim.

I usually have noodles for dinner with vegetables which I eat with chopsticks.

When I am eating with others the food is served in order of people's age from the oldest to the youngest to show respect.





K people

# Silk Road Area

## Who am I?


I live with my husband and we have a farm with cattle.

Our ancestors lived in a yurt which is on our land but we now live in a house.



During the year there are four distinct seasons, summer can be as hot as 40oC and winter as cold as -40oC!

I wear western clothing with a colourful headscarf. In my spare time I love to study English and cook.





Ethnic Thai people

# Thailand

## Who am I?

I live in the city and travel around on my motorbike or in a tuk-tuk. There are many temples in my area and when I was 13 I spent three months studying in a monastery and I decided to become a Buddhist monk.



We celebrate many festivals, I enjoy Songkran, our New Year, when we throw water at each other.

My favourite food is curry with jasmine rice although I like to try all the different types of foods I can find in the city.





Khmer

**Cambodia**

## Who am I?

When I greet people I press my palms together at chest level and bow slightly. If it is someone important I have to bow lower and if it is a monk I have to put my hands in front of my face.



I usually wear long trousers and a shirt with sandals which I take off when I go indoors. I always carry with me a 'krama', my multi-purpose scarf, which I can use to wipe my hands, carry things or protect my head from the sun.



Sometimes when I am in the city I will buy a snack from the roadside stall - sometimes a bowl of noodles or a deep fried banana.



Yawo

# Malawi & Mozambique

## Who am I?

Over my dress I wrap a chitenji, a colourful length of material, sometimes I use this to carry my baby. Other things I carry on my head such as water or fire wood.



I love creating unusual hairstyles with my hair.

My husband is a fisherman and when my son isn't at school you will find him playing soccer. I enjoy cooking and we often make ugali, maize porridge. I buy my food from the local market.





# GLOBAL INTERACTION

[www.globalinteraction.org.au/Resources/Children](http://www.globalinteraction.org.au/Resources/Children)

This publication can be used and copied  
freely for use in teaching children.

Content Writer: Tasya  
Editor: Janie Alcock  
Graphics: Kari Bolt and Luke Harland  
Fonts: KG Fonts

© Copyright 2017  
Global Interaction Inc.

**Kari Bolt**  
children's illustrator

